


2-ACNN/DNRT-BMW 330i Cup & Dutch Ra

SUPERSPA

Race 2 (50 Minutes)

Final Classification

No Drivers	Team	Car	Cl.	Laps	Total Time	Gap	Kph	Best Lap		
								Lap	Time	Kph
1	969 L. HIEMSTRA	Porsche 992	PCR	18	51:07.521	-	147.8	17	2:31.024	167.0
2	948 R. WILLEMS	Porsche 911	PCR	18	51:08.531	+1:010	147.8	17	2:31.449	166.5
3	91 H. HOFFNER	BMW 240i	DRT	18	52:46.419	+1:38.898	143.2	2	2:33.594	164.2
4	909 H. HOFFNER	Porsche 997	DRT	18	52:55.785	+1:48.264	142.8	13	2:35.027	162.6
5	961 E. VAN WIJNGAARDEN	Porsche 991.2	PCR	18	53:03.402	+1:55.881	142.4	3	2:37.671	159.9
6	88 S. KERIC	BMW M2	DRT	18	53:18.421	+2:10.900	141.8	3	2:35.533	162.1
7	2 M. HARTJES	V8	DRT	18	53:45.034	+2:37.513	140.6	15	2:36.223	161.4
8	924 D. VOGEL	Porsche Cayman GT4	PCR	18	53:54.600	+2:47.079	140.2	2	2:38.306	159.3
9	14 C. HEIJSTEK	BMW M4	DRT	17	51:16.431	1 Lap	139.2	15	2:36.423	161.2
10	96 M. HERMANS / N. HERMANS	BMW 240i	DRT	17	51:24.172	1 Lap	138.8	16	2:38.265	159.3
11	42 R. HEIJERMAN /	TCR Seal Leon	DRT	17	51:24.416	1 Lap	138.8	5	2:37.750	159.8
12	991 S. PIELKENROOD	Porsche Cayman GT4	PCR	17	51:38.865	1 Lap	138.2	5	2:38.619	159.0
13	901 M. HUISMAN	Porsche Cayman Cup	PCR	17	52:10.735	1 Lap	136.8	15	2:45.653	152.2
14	936 G. VAN GOOSWILLIGEN	Porsche Cayman	PCR	17	52:15.443	1 Lap	136.6	15	2:45.001	152.8
15	987 J. HULSEBOS	Porsche Cayman	PCR	17	52:16.497	1 Lap	136.5	3	2:46.483	151.5
16	933 B. VAN INGE	Porsche Cayman	PCR	17	52:35.757	1 Lap	135.7	15	2:48.232	149.9
17	996 N. DROGTROP	Porsche Cayman S	PCR	17	52:37.130	1 Lap	135.6	11	2:45.824	152.1
18	23 P. LEFEVERE / B. LOOTENS	BMW 240i	DRT	17	52:38.135	1 Lap	135.6	5	2:40.972	156.6
19	206 J. HOOGEWERFF	Volvo S60	DTC	17	52:49.523	1 Lap	135.1	12	2:45.212	152.6
20	498 P. DE JONG / J. HOEKSTRA	Zilhouette 3.0	DTC	17	52:56.080	1 Lap	134.8	5	2:46.620	151.3
21	11 J. KOSTER	BMW M2 C2	DRT	17	53:01.324	1 Lap	134.6	14	2:43.802	153.9
22	921 F. VAN DAAL	Porsche 987 Cayman S	PCR	17	53:05.659	1 Lap	134.4	12	2:50.260	149.1
23	931 H. WESTERBEEK	Porsche Cayman S	PCR	17	53:05.870	1 Lap	134.4	5	2:49.411	148.8
24	69 H. KERIC	BMW M2	DRT	17	53:12.265	1 Lap	134.1	2	2:47.835	150.2
25	15 M. BAGGERMANS	BMW E 46 Supreme	DRT	17	53:17.160	1 Lap	133.9	5	2:46.201	151.7
26	12 P. EVERSDIJK	BMW M2 C2	DRT	17	53:17.387	1 Lap	133.9	17	2:43.298	154.4
27	411 J. KUIL / M. WIERINGA	Zilhouette 3.0 GTR	DTC	17	53:23.769	1 Lap	133.7	2	2:46.687	151.3
28	444 R. KUIL	Zilhouette 3.0 sport	DTC	17	53:45.931	1 Lap	132.7	5	2:50.668	147.7
29	94 M. VAN DER LIP	BMW E36 M3	DTC	17	53:55.834	1 Lap	132.3	12	2:49.617	148.7
30	92 S. STIKSMA / J. STIKSMA	BMW E90 330i cup	BMW 330i	17	53:58.064	1 Lap	132.2	15	2:49.892	148.4
31	40 G. LEKKERKERKER / D. MEENDERING	BMW E90 330i cup	BMW 330i	16	51:16.737	2 Laps	131.0	14	2:51.996	146.6
32	420 O. VIANEN / A. BERG	Zilhouette 3.0 sport	DTC	16	51:28.145	2 Laps	130.5	12	2:47.801	150.3
33	914 W. GROENEWOUD	Porsche 996	PCR	16	51:43.949	2 Laps	129.8	16	2:51.729	146.8
34	43 A. BAKKER	BMW E90 330i cup	BMW 330i	16	52:08.558	2 Laps	128.8	16	2:55.526	143.6
35	910 A. PAASSEN	Porsche 911 RSR	PCR	16	52:17.717	2 Laps	128.4	12	2:56.874	142.6
36	49 M. ALDEWERELD	BMW E90 330i cup	BMW 330i	16	52:24.738	2 Laps	128.1	16	2:54.237	144.7
37	38 J. SLINK / C. CASPERS	BMW E90 330i cup	BMW 330i	16	52:25.764	2 Laps	128.1	16	2:53.061	145.7
38	988 J. DE KOEKKOEK	Porsche GT4	PCR	16	52:53.885	2 Laps	127.0	10	2:56.961	142.5
39	24 H. VAN NORDEN / R. VAN HIERDEN	BMW E90 330i cup	BMW 330i	16	52:58.025	2 Laps	126.8	15	2:56.490	142.9
40	138 M. TERLOUW	BMW Compact	DRT	16	53:12.071	2 Laps	126.2	10	2:58.485	141.3
41	113 F. ROSENKAMP	BMW E36 328	DTC	16	53:15.995	2 Laps	126.1	13	2:57.235	142.3
42	121 J. LAGERWEIJ / Y. AGTERBERG	BMW 123d	DTC	16	53:20.620	2 Laps	125.9	13	2:58.796	141.1
43	925 T. DANJOU	Porsche 944	PCR	16	53:30.788	2 Laps	125.5	16	3:00.834	139.4
44	131 M. JONGMA / L. HAAIMA	Fort Mustang V8 GT	DTC	16	53:39.546	2 Laps	125.2	16	2:57.564	142.0
45	66 J. VAN HINTUM / J. VAN HINTUM	BMW E90 330i cup	BMW 330i	16	53:47.012	2 Laps	124.9	4	2:58.807	141.0
46	124 H. MAAS	DW-16	DTC	16	53:48.321	2 Laps	124.8	16	3:01.921	138.6
47	919 S. ROEST	Porsche 944 3.0	PCR	16	54:00.664	2 Laps	124.4	15	3:04.337	136.8
48	943 O. VAN GOSTROM	Porsche 944 2.5	PCR	16	54:03.778	2 Laps	124.2	15	3:04.858	136.4
49	83 E. JANSSEN / S. KNOBBEN	BMW E90 330i cup	BMW 330i	15	51:36.378	3 Laps	122.0	14	3:01.382	139.0
50	86 D. VAN DER WEE / J. VAN VEEN	BMW E36 325i	DTC	15	51:36.523	3 Laps	122.0	14	3:02.213	138.4
51	974 R. VOGEL	Porsche Boxster	PCR	15	52:14.026	3 Laps	120.5	3	3:04.298	136.8
52	920 H. WANNET	Porsche 944 cup	PCR	15	52:33.261	3 Laps	119.8	11	3:05.688	135.8
53	125 M. HERMANS / A. GROOTHUIZEN	MaxLeaseCup	DTC	15	53:28.414	3 Laps	117.7	15	3:09.826	132.8
54	10 E. WIERINGA	BMW E90 330i cup	BMW 330i	15	53:55.790	3 Laps	116.7	4	3:08.461	133.8
55	932 J. VAN DEN BROEK	Porsche 944	PCR	14	51:37.523	4 Laps	113.8	10	3:09.379	133.1
56	469 J. DRENTH	Zilhouette 3.0 sport	DTC	4	11:56.138	14 Laps	140.2	2	2:53.412	145.4
57	27 M. VAN DAM / B. DE JONG	BMW E90 330i cup	BMW 330i	4	12:18.879	14 Laps	135.9	3	2:59.218	140.7
58	923 J. HAVERMANS	Porsche Cayman GT4	PCR	2	5:27.009	16 Laps	152.9	2	2:39.950	157.6
59	4 J. GALL	BMW E 36	DRT	2	6:15.345	16 Laps	133.2	2	3:02.102	138.5
Not Started										
978	F. VAN ASCH	Porsche Boxster S	PCR							
481	L. BLAAK	Zilhouette 3.0 sport	DTC							



2-ACNN/DNRT-BMW 330i Cup & Dutch Ra

SUPERSPA

Race 2 (50 Minutes)





Final Classification

No Drivers	Team	Car	Cl.	Laps	Total Time	Gap	Kph	Best Lap	
								Lap	Time
Pole Position:								Lennart HIEMSTRA	
Fastest Lap:		Lap 17					2:31.024		167.0 Kph

CARS #91, #411, #924 & #996 - TIME PENALTY OF 10 SECONDS - TRACK LIMITS
 CARS #83, #86 & #909 - PENALTY - PIT STOP INFRIDGEMENT
 CARS #932 & #991 - TIME PENALTY OF 10 SECONDS - CAUSING A COLLISION

Published at: *12:47* - 5.10.24

Track Status: **DRY**

Stewards Joost DEMEESTERE, Chairman 	Jan DHONDT 	Peter GEENS 	Timekeeper Alvaro Montilla 
--	---	--	---

05/10/2024 Page 2 / 2